

This guide provides step-by-step instructions for accessing, completing, and using the **RIOT: Information Literacy and Writing**. If you have any questions, email [caroline.sinkinson@colorado.edu](mailto:caroline.sinkinson@colorado.edu)

[Access and begin the tutorial modules](#)

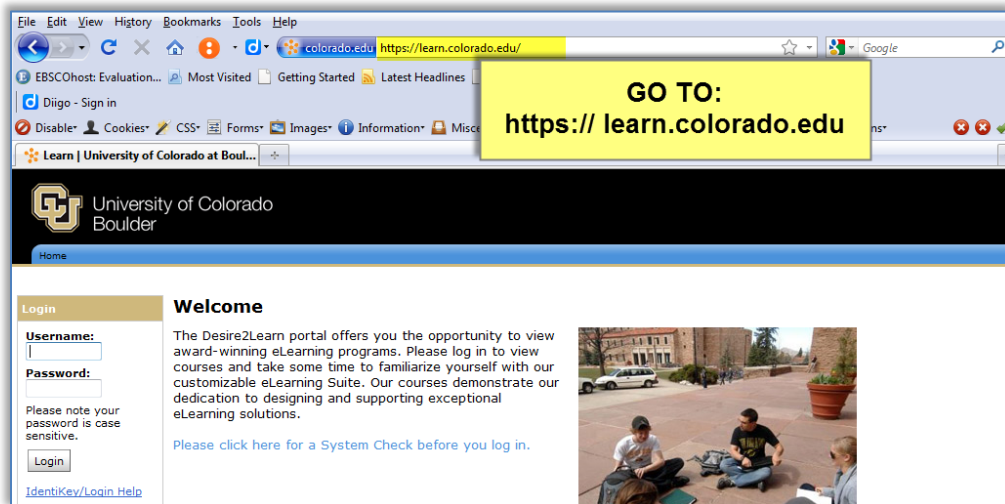
[Navigate the tutorial site](#)

[Quizzes](#)

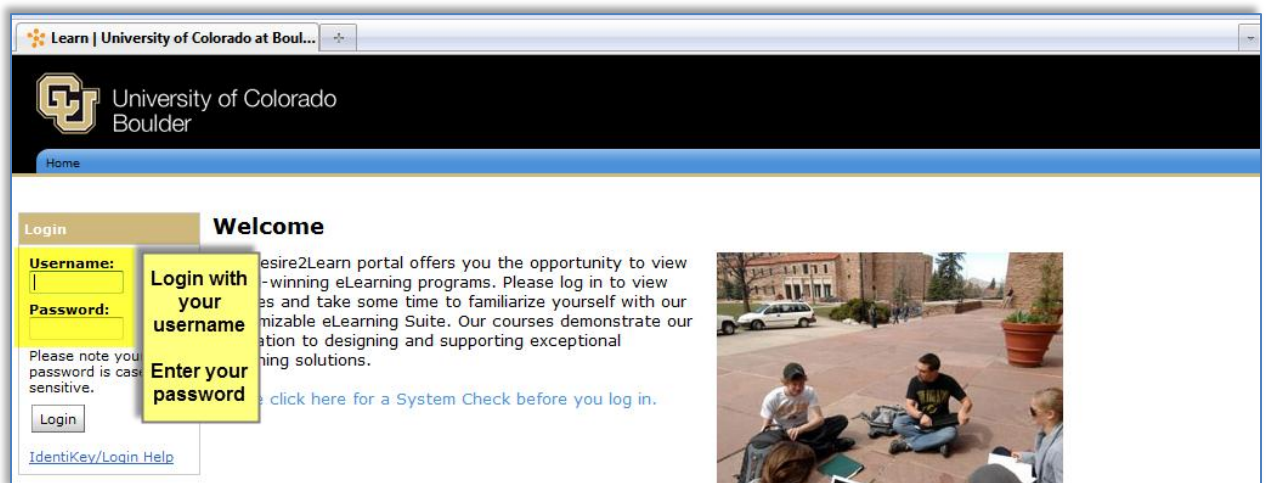
[Personal research tools](#)

## I. ACCESS AND BEGIN THE TUTORIAL

a. Go to URL: <https://learn.colorado.edu/>



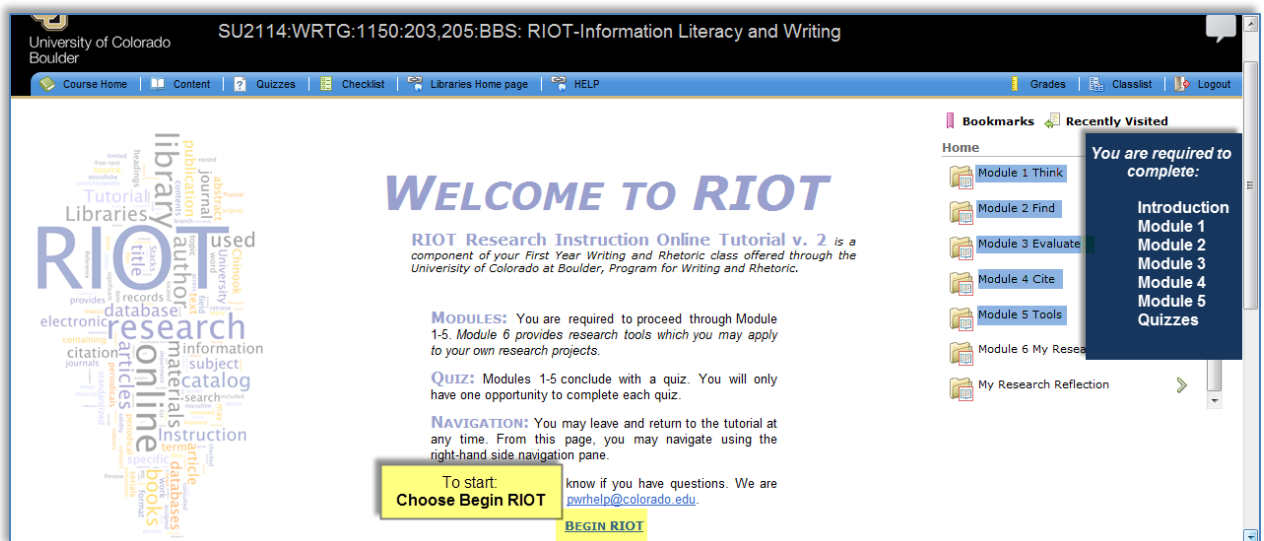
b. Login with your identikey username and password (same as your email login)



- c. Find the course titled **RIOT: Information Literacy and Writing**.
- d. Select the course.



- e. Choose the **Begin RIOT** button.
- f. Proceed through the Introduction, Module 1, Module 2, Module 3, Module 4, and Module 5 as assigned by your instructor.



## II. NAVIGATION:

### a. From the homepage:

- i. To start the tutorial in sequence, choose the **Begin RIOT** button.
- ii. If you are returning to the tutorial and wish to navigate to a specific page, use the right-hand side content pane.

The screenshot shows the RIOT homepage with a navigation bar at the top containing links for Course Home, Content, Quizzes, Checklist, Libraries Home page, and HELP. On the right, there are links for Grades, Classlist, Edit Course, and Logout. A sidebar on the right lists 'Home' items: Introduction, Module 1 Think, Module 2 Find, Module 3 Evaluate, Module 4 Cite, and Module 5 Tools. The main content area features a 'WELCOME TO RIOT' heading, a 'Begin RIOT' button, and sections for 'MODULES', 'QUIZ', 'NAVIGATION', and 'HELP'. Annotations include a yellow box pointing to the 'Begin RIOT' button with the text 'Click to begin the tutorial', a yellow box pointing to the 'Module 2 Find' link with 'Click to begin a specific module', and a yellow box pointing to the right-hand side navigation pane with 'Click green arrow to view detailed module contents'.

### b. From tutorial content:

- i. Use the upper right-hand side arrows to move through the tutorial content.
- ii. Use the left-hand side content pane to navigate to a specific page.
- iii. Use the **Course Home** link to return to the main course page.

The screenshot shows the 'Introduction' page of the RIOT tutorial. The top navigation bar includes 'My Home', 'Logged in as sinkino', and 'News'. The course title 'SU2114:WRTG:1150:203,205:BBS: RIOT-Information Literacy and Writing' is displayed. The left sidebar shows a table of contents with 'Introduction' expanded, listing 'Welcome to RIOT', 'The Research Process', 'RIOT Structure', and 'What to Expect'. The main content area includes the heading 'Introduction' and the text 'You will discover that academic research is not information gathering but is an intellectual process'. A list of learning objectives is provided: 'investigate a topic that attracts and intrigues you', 'formulate and pose question(s), problem(s), or issue(s)', and 'choose a strategy for your investigation'. Annotations include a yellow box pointing to the 'Return to the home page' link with 'Return to the home page', a yellow box pointing to the 'What to Expect' link with 'Navigate to specific content pages', and a yellow box pointing to the right-hand side navigation arrows with 'Move forward and back through tutorial content'.

### III. QUIZZES

Each module concludes with a quiz. You will have **ONE** opportunity to complete the quiz. You may return to the quiz content for review before submitting your quiz question responses.

University of Colorado Boulder

SU2114:WRTG:1150:203,205:BBS: RIOT-Information Literacy and Writing

Course Home Content **Quizzes** Checklist Libraries Home page HELP

Grades Classlist Logout

Home

Module 1 Think

- Think 08: Identify approaches to your topic
- Think 09: Identify approaches to your topic
- Think 10: Identify approaches to your topic
- Think 11: Formulate research questions
- Think 12: Formulate research questions
- Module 1 Think: Summary
- Module 1 Think: Quiz**
- Module 1 Think: Reflection

**WELCOME TO RIOT**

RIOT Research Instruction Online Tutorial v. 2 is a component of your First Year Writing and Rhetoric class offered through the University of Colorado at Boulder, Program for Writing and Rhetoric.

**MODULES:** 1-5. Module 6 to your own research projects.

**QUIZ:** Modules 1-5 conclude with a quiz. You will only have one opportunity to complete each quiz.

**NAVIGATION:** You may leave and return to the tutorial at any time. From this page, you may navigate using the right-hand side navigation pane.

**HELP:** Please let us know if you have questions. We are here to help you. Email [pwhelp@colorado.edu](mailto:pwhelp@colorado.edu).

[BEGIN RIOT](#)

You will be directed to a quiz at the end of each module. You may also access the quizzes from the top toolbar.

#### a. View your quiz progress

1. Select **Quizzes** from the top menu bar.

University of Colorado Boulder

SU2114:WRTG:1150:203,205:BBS: RIOT-Information Literacy and Writing

Course Home Content Quizzes Checklist Libraries Home page HELP

Grades Classlist Logout

Home

Module 1 Think

- Think 08: Identify approaches to your topic
- Think 09: Identify approaches to your topic
- Think 10: Identify approaches to your topic
- Think 11: Formulate research questions
- Think 12: Formulate research questions
- Module 1 Think: Summary
- Module 1 Think: Quiz
- Module 1 Think: Reflection

**WELCOME TO RIOT**

RIOT Research Instruction Online Tutorial v. 2 is a component of your First Year Writing and Rhetoric class offered through the University of Colorado at Boulder, Program for Writing and Rhetoric.

**MODULES:** You are required to proceed through Module 1-5. Module 6 provides research tools which you may apply to your own research projects.

**QUIZ:** Modules 1-5 conclude with a quiz. You will only have one opportunity to complete each quiz.

**NAVIGATION:** You may leave and return to the tutorial at any time. From this page, you may navigate using the right-hand side navigation pane.

**HELP:** Please let us know if you have questions. We are here to help you. Email [pwhelp@colorado.edu](mailto:pwhelp@colorado.edu).

[BEGIN RIOT](#)

**View Quiz Progress**

2. You may select completed quizzes to view your responses and scores.
3. You may select quizzes not yet completed to resume taking the quiz and to submit quiz responses.

My Home

University of Colorado Boulder

SU2114:WRTG:1150:203,205:BBS: RIOT-Information Literacy and Writing

Course Home | Content | Quizzes | Checklist | Libraries Home page | HELP

**Instructions**

- This page lists all current, future and past quizzes.
- To take a quiz, click on its name

**Legend**

- Submissions
- Quiz Reports
- Password Protected
- New Feedback
- Old Feedback

**SU2114:WRTG:1150:203,205:BBS: RIOT-Information Literacy and Writing - Quizzes Home**

Current Quizzes	Attempts
Module 1 Think: Quiz always	Quiz Completed 1 / 1
Module 2 Find: Quiz always	1* / 1
Module 3 Evaluate: Quiz always	1* / 1
Module 4 Cite: Quiz always	1* / 1
Module 5 Tools: Quiz always	1* / 1

Quizzes not yet submitted

You have an attempt in progress

**b. View your Quiz Grades**

1. Select **Grades** from the top menu bar.
2. You will see your total points and percentages.

My Home

University of Colorado Boulder

SU2114:WRTG:1150:203,205:BBS: RIOT-Information Literacy and Writing

Course Home | Content | Quizzes | Checklist | Libraries Home page | HELP | Grades | Classlist | Logout

Select Grades from the top menu bar

Home

**Grades**

Print | Add to ePortfolio

Grade Items

Grade Item	Points	Grade
Module 1 Think	5 / 5	100 %
Module 2 Find	0 / 10	0 %
Module 3 Evaluate	0 / 10	0 %
Module 4 Cite	0 / 5	0 %
Module 5 Tools	0 / 5	0 %

View points and percentage for each quiz completed.

